

CELEBRATE A CHRIST-CENTERED

# *St. Patrick's Day*

FREE PRINTABLE STORY AND CRAFT

by Karen O'Reilly

## THE STORY OF



# *St. Patrick*



Patrick was born in Great Britain in 387 AD. When he was 16 years old he was kidnapped by raiders from Ireland and taken to live on a farm in Ireland as a slave.

He was forced to work as a shepherd and he spent many lonely hours attending the sheep out in the fields. He was both lonely and afraid. So he began to think about God. The people in Ireland didn't know who God was but Patrick had heard about God when he was a child in Great Britain. So he prayed and prayed.

One night he had a dream from God giving him instructions on how to escape Ireland. So Patrick followed those instructions and he managed to get to the coast. He persuaded a fisherman to take him across the sea back to his home in Great Britain. After awhile when he was back home with his family, he had a dream in which the people of Ireland were calling to him-"we beg you to come walk among us once more." So Patrick went off to France to study to become a priest and then he returned to Ireland as a missionary.




There are many stories about St. Patrick. One of them is how he used the green shamrock that grows all over Ireland to explain the Trinity. St. Patrick would explain, " The shamrock has three leaves and yet it is one. In the same way God is one, yet He is the Father, the Son and the Holy Spirit. For 40 years Patrick traveled all over Ireland telling the people about God. Many Irish people became Christians after listening to him. During Patrick's time in Ireland he established monasteries, churches and schools.

St. Patrick died on March 17th 461 AD. This day has been celebrated as St. Patrick's Day ever since.




See the next page for a craft with a shamrock, explaining the Holy Trinity.




FATHER

SON


HOLY SPIRIT



The Trinity



Just like the leaves on each shamrock I see, there are three parts to the Holy Trinity. First is God the Father, then Jesus the Son and the Holy Spirit together as one.



Color the shamrock and cut it out. Cut out the words and put one on each leaf of the shamrock.

Cut out the poem and glue it to the back of the shamrock. You could thread a ribbon through the top of the shamrock to hang it up or tape a paper straw to the back of it, so your child can hold it.

I wonder what other ideas you could come up with on how to use this craft?!

I would love to see photos of your craft when you have finished it. You could email them to [karen@scripturalgrace.com](mailto:karen@scripturalgrace.com) or post them on our Facebook page.

